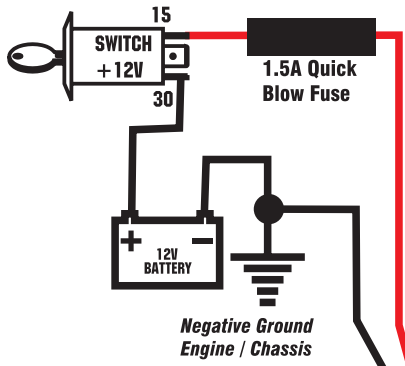




SERIAL

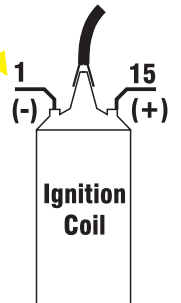


Speed Sensor Input

Lap Trigger Input

Tachometer (RPM)

Yellow RPM Wire to Negative (-ve) side of Ignition Coil OR ECU Tacho Output



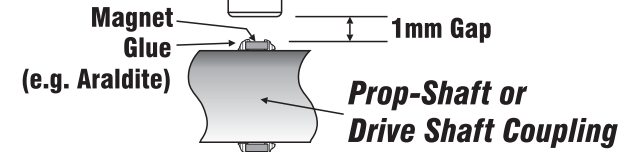
Race / Track day Lap Timer Connection (Optional Upgrade)

Infra-red Lap Timer Receiver

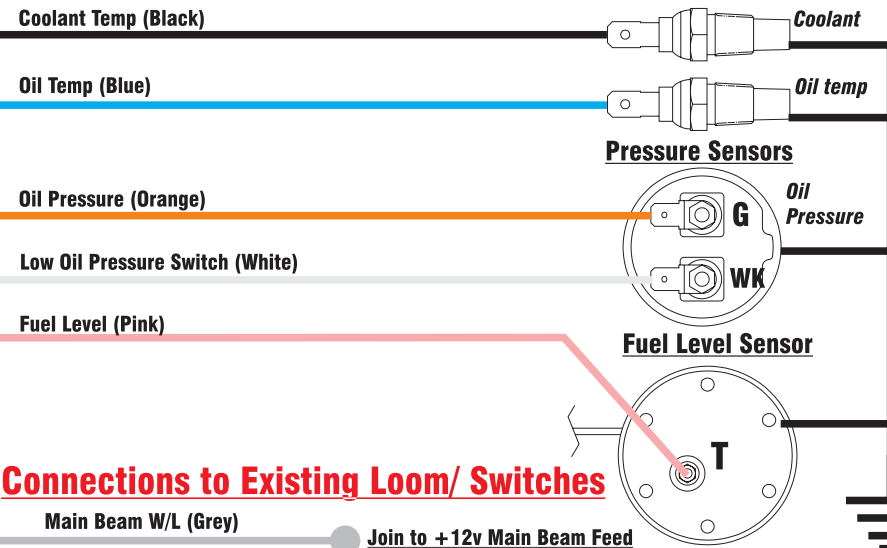
OR

Dash-mounted Button (C) - (Manual Stopwatch Mode)

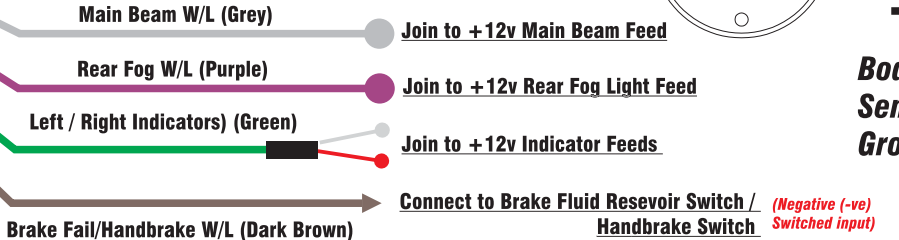
Fix Magnets Dimple Side Down!!



Connections to Sensors



Connections to Existing Loom/ Switches



Refer to Manual for further information

Body of All Sensors to Ground

DIGIDASH-2 LITE
WIRING SCHEMATIC